

Plaza on Brickell

950 Brickell Bay Dr
Miami, FL 33131

Every month we compile this comprehensive market report focus on Plaza on Brickell in this convenient and easy to read format. Our datas comes from more than six different sources including MLS Associations, County Offices and Financial Institutions. Get this report for free every month on our website plazaonbrickellcondosforsale.com.

Property Stats

POSTAL CODE 33131

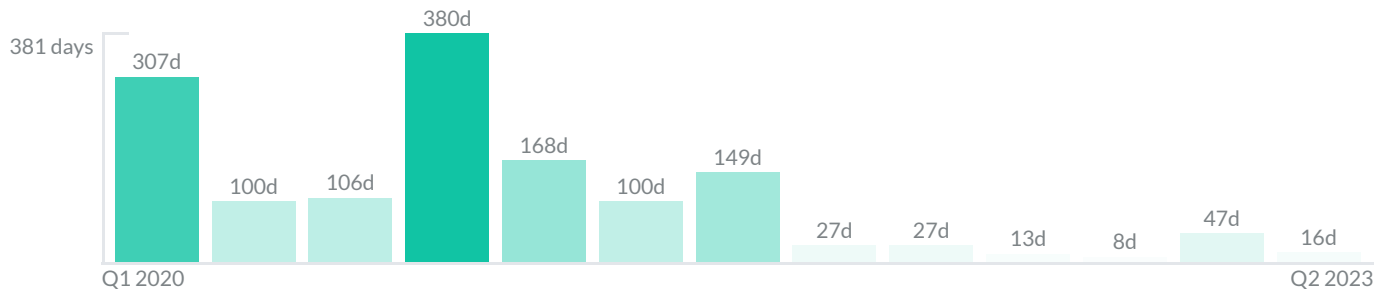
The property stats graph represents the median price evolution since ten years in your postal code area.



Similar Properties

DAYS ON THE MARKET

Everyday 3 months we monitor how many days it takes for similar properties to be sold. This is also a good indicator to know when to buy or sale!



Mortgage Rates

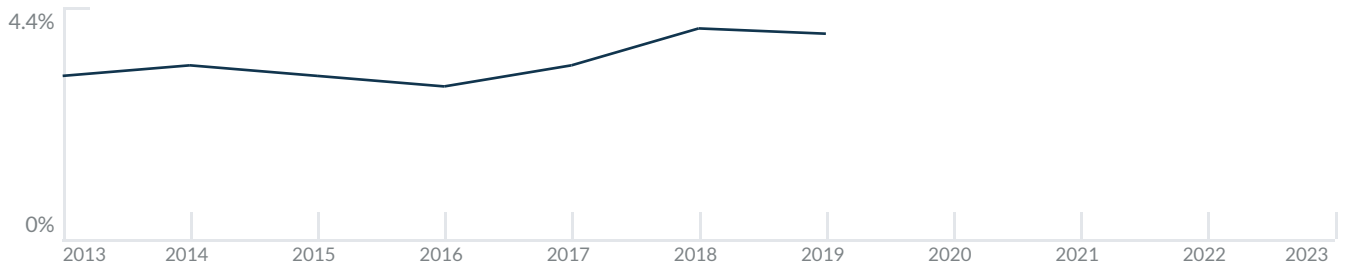
PER YEAR

Understanding mortgage economics is important when you want to buy with a loan. Below is the historical yearly average mortgage rates in the Unites States retrieved from Freddie Mac©

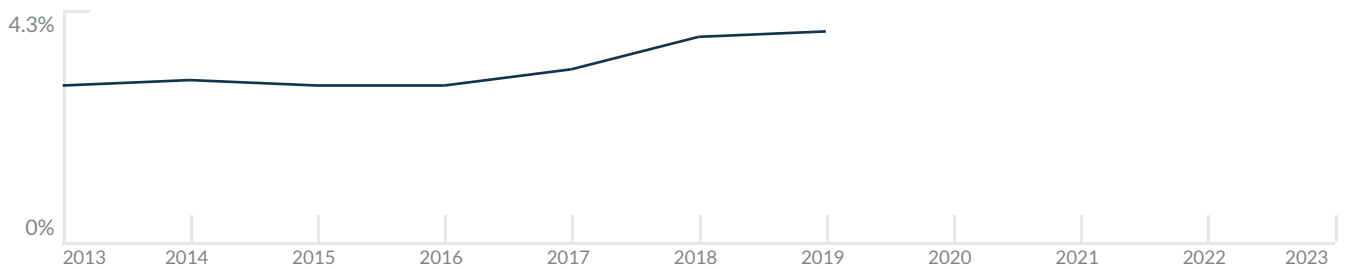
30 YEARS FIXED 4.4%



15 YEARS FIXED 3.9%



5/1-YEAR ADJUSTABLE 3.9%



Schools

CLOSEST

Having good schools nearby is important if you have kids or plan to rent or sell your home. Ratings are retrieved from the leading independent and nonprofit GreatSchools©

ELEMENTARY SCHOOL	MIDDLE SCHOOL	HIGH SCHOOL
Alpha Charter Of Aspire For Genio Maria De Hostos Youth Leadership Charter School	World School Of The Arts	
1/10	1/10	10/10

Insights

IN PLAZA ON BRICKELL

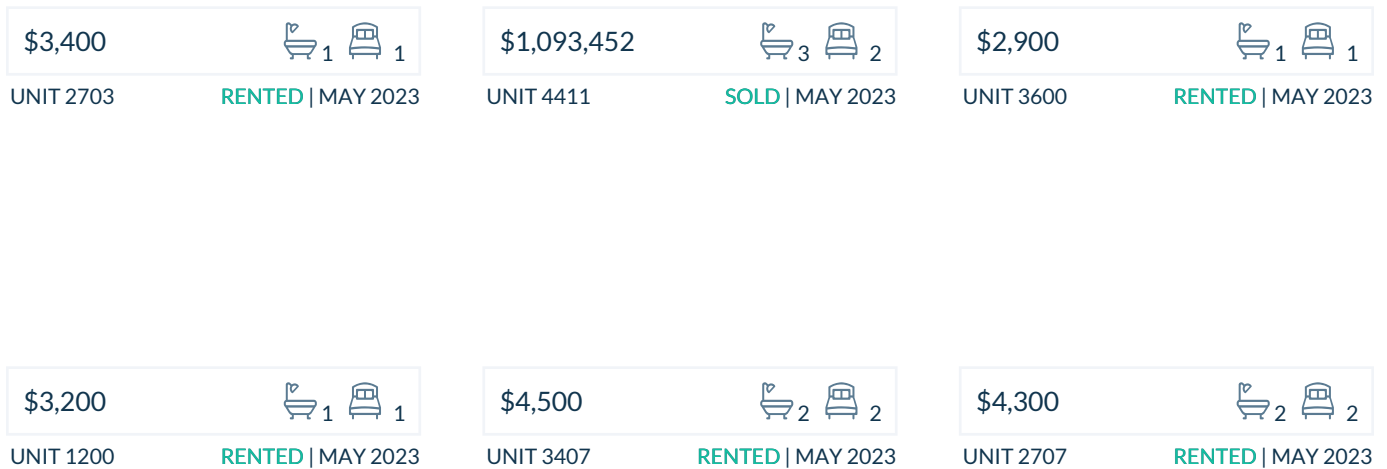
Below the average listing prices of available unit per property type.



Activity

SOLD OR RENTED

Below the latest transactions reported by the local MLS Association for Plaza on Brickell



Sold

LAST 20 PROPERTIES SOLD IN PLAZA ON BRICKELL

Unit	Price	Beds/Baths	\$/Sqft	Sqft	Buying Date	Days on Market
4411	\$1,093,452	2/3	\$855.6	1,278	May 2023	16
300	\$419,900	1/1	\$596.4	704	Dec 2022	39
5301	\$595,000	1/1	\$768.7	774	Nov 2022	18
3904	\$740,000	2/2	\$672.1	1,101	Oct 2022	9
2408	\$485,452	1/1	\$773.0	628	Oct 2022	123
4908	\$475,000	1/1	\$756.4	628	Aug 2022	8
3400	\$495,000	1/1	\$639.5	774	May 2022	13
4101	\$470,000	1/1	\$607.2	774	Apr 2022	11
5005	\$680,000	2/2	\$617.6	1,101	Apr 2022	7
2606	\$590,000	2/2	\$598.4	986	Apr 2022	20
4801	\$499,000	1/1	\$644.7	774	Apr 2022	28
1511	\$740,000	2/3	\$579.0	1,278	Apr 2022	1
602	\$369,000	1/1	\$533.2	692	Mar 2022	14
3810	\$965,000	2/3	\$755.1	1,278	Mar 2022	13
2804	\$645,000	2/2	\$585.8	1,101	Mar 2022	91
4201	\$445,000	1/1	\$574.9	774	Mar 2022	4
2900	\$435,000	1/1	\$562.0	774	Jan 2022	15
4200	\$489,000	1/1	\$631.8	774	Jan 2022	2
4406	\$595,000	2/2	\$603.4	986	Jan 2022	47
1406	\$500,000	2/2	\$507.1	986	Dec 2021	18

Rented

LAST 20 PROPERTIES RENTED IN PLAZA ON BRICKELL

Unit	Price	Beds/Baths	\$/Sqft	Sqft	Rented Date	Days on Market
2703	\$3,400	1/1	\$4.9	688	May 2023	69
3600	\$2,900	1/1	\$3.7	774	May 2023	3
1200	\$3,200	1/1	\$4.1	774	May 2023	78
3407	\$4,500	2/2	\$4.6	986	May 2023	23
2707	\$4,300	2/2	\$4.4	986	May 2023	54
4202	\$3,500	1/1	\$5.1	688	May 2023	28
2002	\$2,900	1/1	\$4.2	688	Apr 2023	29
3002	\$3,000	1/1	\$4.4	688	Apr 2023	78
4906	\$4,600	2/2	\$4.7	986	Apr 2023	15
2705	\$3,750	2/2	\$3.4	1,101	Apr 2023	53
3601	\$3,750	1/1	\$4.8	774	Apr 2023	35
1601	\$3,200	1/1	\$4.1	774	Mar 2023	51
3511	\$5,500	2/3	\$4.3	1,278	Mar 2023	134
2304	\$4,300	2/2	\$3.9	1,101	Mar 2023	22
1800	\$3,000	1/1	\$3.9	774	Mar 2023	17
1602	\$3,750	1/1	\$5.5	688	Mar 2023	12
4603	\$3,500	1/1	\$5.1	688	Mar 2023	25
4109	\$3,400	1/1	\$5.4	628	Feb 2023	4
5400	\$3,400	1/1	\$4.4	774	Feb 2023	6
701	\$2,700	1/1	\$3.8	704	Feb 2023	38

Currently Listed

ACTIVE LISTINGS 1/4

Unit	Price	Beds/Baths	\$/Sqft	Sqft	Listing Date	Owner
300	\$419,900	1/1	\$596.4	704	Nov 2022	GIANFRANCO...
401	\$2,950/mth	1/1	\$4.2	704	Jan 2023	GIAN C GANG...
601	\$3,100/mth	1/1	\$4.4	704	May 2023	
800	\$3,000/mth	1/1	\$4.3	704	May 2023	OTTO HAMA...
900	\$2,900/mth	1/1	\$4.1	704	May 2023	JORGE LUIS V...
1111	\$4,200/mth	2/3	\$3.3	1278	Dec 2022	LINA MARCEL...
1111	\$3,950/mth	2/3	\$3.1	1278	Feb 2023	LINA MARCEL...
1201	\$3,150/mth	1/1	\$4.1	774	Mar 2023	JAVIER G SAN...
1210	\$850,000	2/3	\$665.1	1278	Nov 2022	DENISE BEYH...
1210	\$925,000	2/3	\$723.8	1278	Mar 2023	DENISE BEYH...
1211	\$4,750/mth	2/3	\$3.7	1278	May 2023	PRATHEEP AR...
1409	\$3,250/mth	1/1	\$5.2	628	May 2023	LINDA WIEN...
1503	\$3,100/mth	1/1	\$4.5	688	May 2023	FERNANDO D...
1506	\$4,650/mth	2/2	\$4.7	987	Dec 2022	N/A
1506	\$785,000	2/2	N/A	N/A	May 2023	DOMINIQUE...
1507	\$4,100/mth	2/2	\$4.2	986	May 2023	CLAUDIA GO...
1511	\$799,000	2/3	\$625.2	1278	May 2023	EDUARDO M...
1608	\$3,100/mth	1/1	\$4.9	628	May 2023	IVAN R RAMI...
1702	\$3,100/mth	1/1	\$4.5	688	Apr 2023	FRANKLIN PA...
1706	\$4,300/mth	2/2	\$4.4	986	Dec 2022	EITAN SHOVA...

Currently Listed

ACTIVE LISTINGS 2/4

Unit	Price	Beds/Baths	\$/Sqft	Sqft	Listing Date	Owner
1801	\$3,200/mth	1/1	\$4.1	774	May 2023	FREDDY G CA...
1806	\$5,000/mth	2/2	\$5.1	986	Nov 2022	DANIEL SOSA
1904	\$747,000	2/2	\$678.5	1101	Feb 2023	MARIA FERN...
1907	\$4,350/mth	2/2	\$4.4	986	Nov 2022	JUAN ANTON...
2102	\$500,000	1/1	\$726.7	688	Aug 2022	TROYCITY VI...
2204	\$4,650/mth	2/2	\$4.2	1101	May 2023	STELLA A HAR...
2209	\$3,100/mth	1/1	\$4.9	628	Feb 2023	N/A
2210	\$5,999/mth	2/3	\$4.7	1278	Apr 2023	GABILDOX LL...
2405	\$4,500/mth	1/2	\$4.1	1101	Dec 2022	LUIS GUERRA...
2411	\$750,000	2/3	\$586.9	1278	Dec 2022	RODRIGO RA...
2510	\$995,000	2/3	\$778.6	1278	Jan 2023	JUAN DIEGO...
2600	\$3,200/mth	1/1	\$4.1	774	May 2023	SWEET GRAP...
2603	\$3,200/mth	1/1	\$4.7	688	May 2023	CESAR E CAN...
2702	\$3,300/mth	1/1	\$4.8	688	Nov 2022	GUILLERMO R...
3000	\$3,300/mth	1/1	\$4.3	774	Apr 2023	
3010	\$5,675/mth	2/3	\$4.4	1278	May 2023	LUANI R ALVA...
3101	\$3,200	1/1	\$4.1	774	Nov 2022	ROBERT KLEIN
3105	\$4,200/mth	2/2	\$3.8	1101	Apr 2023	MARCO DI LEO
3110	\$6,000/mth	2/3	\$4.7	1278	Apr 2023	MANUEL VEL...
3200	\$3,300/mth	1/1	\$4.3	774	Apr 2023	FERDINANDO...

Currently Listed

ACTIVE LISTINGS 3/4

Unit	Price	Beds/Baths	\$/Sqft	Sqft	Listing Date	Owner
3405	\$5,600/mth	2/2	\$5.1	1101	Jan 2023	SYLVIA R DE L...
3407	\$4,700/mth	2/2	\$4.8	986	Mar 2023	GAVIN BEEK...
3502	\$575,000	1/1	\$835.8	688	Feb 2023	ALEJANDRA...
3502	\$3,400/mth	1/1	\$4.9	688	Feb 2023	ALEJANDRA...
3503	\$3,200/mth	1/1	\$4.7	688	Nov 2022	N/A
3503	\$555,000	1/1	\$806.7	688	Nov 2022	N/A
3504	\$5,300/mth	2/2	\$4.8	1101	May 2023	DEBORAH JO...
3505	\$935,000	2/2	\$849.2	1101	Mar 2023	NAAF ESTATE...
3709	\$3,700/mth	1/1	\$5.9	628	Nov 2022	YOLANDA DE...
3810	\$6,000/mth	2/3	\$4.7	1278	Jan 2023	RAFAEL A SOSA
4005	\$4,500/mth	2/2	\$4.1	1101	Mar 2023	FUTURE TEC...
4006	\$4,400/mth	2/2	\$4.5	986	Nov 2022	N/A
4104	\$4,990/mth	2/2	\$4.5	1101	May 2023	N/A
4206	\$809,000	2/2	\$820.5	986	Apr 2023	OLGA E CANT...
4207	\$4,100/mth	2/2	\$4.2	986	May 2023	PEDRO A INF...
4401	\$3,700/mth	1/1	\$4.8	774	Nov 2022	URRUTI ESTA...
4406	\$5,700/mth	2/2	\$5.8	986	Dec 2022	JULIANA MILL...
4409	\$3,950/mth	1/1	\$6.3	628	Nov 2022	N/A
4511	\$6,750/mth	2/3	\$5.3	1278	May 2023	
4603	\$580,000	1/1	\$843.0	688	Jan 2023	N/A

Currently Listed

ACTIVE LISTINGS 4/4

Unit	Price	Beds/Baths	\$/Sqft	Sqft	Listing Date	Owner
4609	\$3,200/mth	1/1	\$5.1	628	Apr 2023	LUIS E DORA...
4708	\$4,500/mth	1/1	\$7.2	628	Feb 2023	NICOLAS MA...
4806	\$4,200/mth	2/2	\$4.3	986	Nov 2022	TERESA FERN...
5001	\$3,600/mth	1/1	\$4.7	774	Nov 2022	YOLANDA DE...
5001	\$3,500/mth	1/1	\$4.5	774	May 2023	YOLANDA DE...
5106	\$5,500/mth	2/2	\$5.6	986	Jan 2023	NATALIE LEA...
5106	\$5,500/mth	2/2	\$5.6	986	Mar 2023	NATALIE LEA...
5106	\$5,295/mth	2/2	\$5.4	986	Apr 2023	NATALIE LEA...
5106	\$4,595/mth	2/2	\$4.7	986	May 2023	NATALIE LEA...
5110	\$7,000/mth	2/3	\$5.5	1278	Nov 2022	DANIEL VANZ...
5205	\$820,000	2/2	\$744.8	1101	Jan 2023	INC. SAN BENI...
5302	\$3,800/mth	1/1	\$5.5	688	May 2023	JOSE V PAZ G...
5305	\$1,100,000	2/2	\$916.7	1200	Nov 2022	JUAN A MARI...
5305	\$975,000	2/2	\$812.5	1200	Nov 2022	JUAN A MARI...
5405	\$5,200/mth	2/2	\$4.7	1101	Dec 2022	EDUARDO FR...
5608	\$9,000/mth	2/3	\$6.4	1404	Apr 2023	GEORGE A H...